

# Dm7 G7

2

3

4

5

6

7

9

11

13

15


Detailed description of the musical score: The score is written in treble clef and consists of 15 measures. Measure 1: A series of eighth notes ascending from G4 to D5. Measure 2: A series of eighth notes descending from D5 to G4, with a sharp sign above the first note (F#4) and a double flat sign below the second note (Bb3). Measure 3: A triplet of eighth notes (G4, A4, B4) followed by a quarter note (C5) and a quarter rest. Measure 4: A series of eighth notes ascending from G4 to D5. Measure 5: A series of eighth notes descending from D5 to G4. Measure 6: A series of eighth notes ascending from G4 to D5, with a sharp sign above the first note (F#4) and a double flat sign below the second note (Bb3). Measure 7: A series of eighth notes ascending from G4 to D5, followed by a quarter note (E5) with a sharp sign above it (F#5) and a quarter rest. Measure 8: A series of eighth notes descending from D5 to G4. Measure 9: A series of eighth notes ascending from G4 to D5. Measure 10: A series of eighth notes descending from D5 to G4. Measure 11: A series of eighth notes ascending from G4 to D5, with a sharp sign above the first note (F#4) and a double flat sign below the second note (Bb3). Measure 12: A series of eighth notes descending from D5 to G4. Measure 13: A series of eighth notes ascending from G4 to D5. Measure 14: A series of eighth notes descending from D5 to G4. Measure 15: A series of eighth notes ascending from G4 to D5, with a sharp sign above the first note (F#4) and a double flat sign below the second note (Bb3).

## Alcuni tipi di variazione

17 frase di partenza (alla battuta 7 del foglio precedente)



19 ripetizione e prosecuzione ripartendo da differenti punti (sposta gli accenti)



21 note di volta




23 spostamento di grado



25 riposizionamento di frammenti provenienti da altre frasi o (in questo caso) dalla stessa frase



27 applica ritmi differenti senza modificare la sequenza delle note




29 appoggiature



31 frase di partenza



33 approach note (nell'esempio 3 note : 1 grado sopra, 1 tono sotto, 1/2 tono sotto poi target note)






# II V - Down whole steps

SAX TENORE

Fm7                      Bb7                      Ebm7                      Ab7



Dbm7                      F#7                      Bm7                      E7



Am7                      D7                      Gm7                      C7



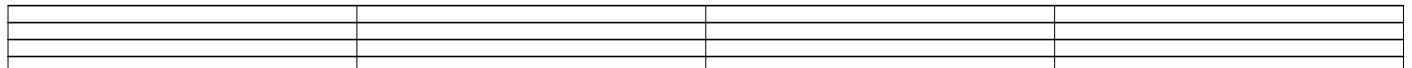
Dm7                      G7                      Cm7                      F7



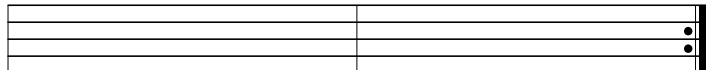
Bbm7                      Eb7                      Abm7                      Db7



F#m7                      B7                      Em7                      A7




DMaj7



# II V - Down whole steps

SAX ALTO

Cm7                      F7                      Bbm7                      Eb7



Abm7                      C#7                      F#m7                      B7



Em7                      A7                      Dm7                      G7



Am7                      D7                      Gm7                      C7



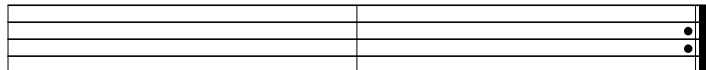
Fm7                      Bb7                      Ebm7                      Ab7



C#m7                      F#7                      Bm7                      E7










AMaj7



Dm7 G7  
continua da "Blues for Alice"

[www.saxonline.it](http://www.saxonline.it)



# Frase II V da applicare sui brani



# Dm7 G7

scambio modale fm7 Bb7 al posto di G7

